


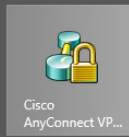
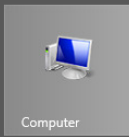


Wireless Setup

Win8


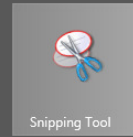
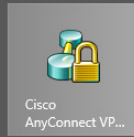
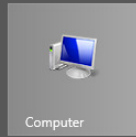
Start

cits 



Start

cits



Search



Share



Start



Devices

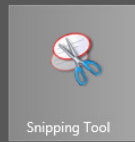
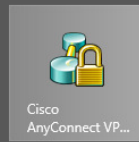
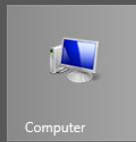



Settings



3:52 Monday
January 14

Start



Settings

Start

Tiles

Help



70



Brightness



Notifications



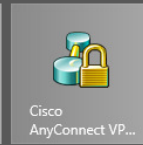
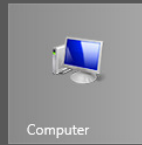

Power



Keyboard

Change PC settings

Start



← Networks

Airplane mode
Off

Wi-Fi

UM Housing

eduroam

Connect automatically

[Connect](#)

UMB Secure

UM Conf

UMB Auth Guest

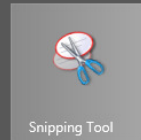
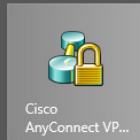
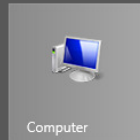

UMB Faculty&Staff

UMB Guest

UMB iDevices

UMB Student

Start



← Networks

eduroam 

Enter your user name and password

User name

Password

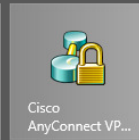
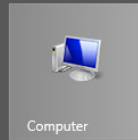

OK

Cancel



Username: UMID@eduroam.umaryland.edu
For example: jdoe@eduroam.umaryland.edu
Password: UMID Password

Start



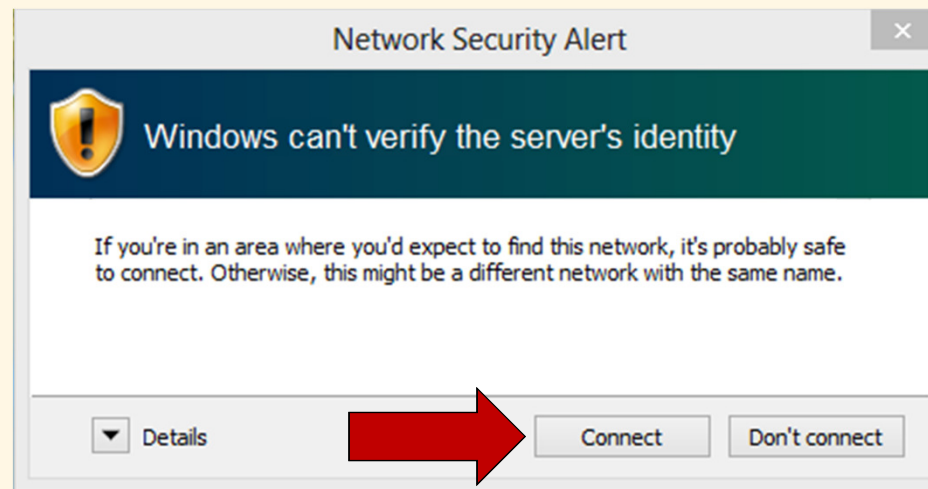
← Networks

eduroam



Verifying and connecting

Cancel



University of Maryland – the Founding Campus

To Get Help, Contact:

CITS IT Help Desk

Email: help@umaryland.edu
Phone: 410-706-HELP(4357)
Fax: 410-706-4191
Address: 601 W. Lombard Street, Baltimore, MD 21201
Room: 5th Floor, Suite 540

Hours

Mon-Fri 8:00 am – 5:00 pm
Sat-Sun 8:00 am – 5:00 pm (Phone and E-Mail Only)